




ARTICLE TITLE (STYLE_NTR_TITLE)

First Name Surname¹, First Name Surname² and First Name Surname³ (Style_NTR_Authors)

¹ Affiliation 1, *Corresponding author*,  ORCID No. xxxx-yyyy-zzzz-www, author1@affiliation1
(Style_NTR_Affiliation&Contact)

² Affiliation 2,  ORCID No. xxxx-yyyy-zzzz-www, author2@affiliation2 (Style_NTR_Affiliation&Contact)

³ Affiliation 3,  ORCID No. xxxx-yyyy-zzzz-www, author3@affiliation3 (Style_NTR_Affiliation&Contact)

ABSTRACT: 100 – 250 words. Do not exceed 10 lines. (Style_NTR_Abstract_keywords) The quick, brown fox jumps over the lazy dog. The quick, brown fox jumps over the lazy dog. The quick, brown fox jumps over the lazy dog. The quick, brown fox jumps over the lazy dog. The quick, brown fox jumps over the lazy dog. The quick, brown fox jumps over the lazy dog. The quick, brown fox jumps over the lazy dog. The quick, brown fox jumps over the lazy dog. The quick, brown fox jumps over the lazy dog. The quick, brown fox jumps over the lazy dog. The quick, brown fox jumps over the lazy dog.

KEYWORDS: 5 - 6 keywords [SECTION BREAK INSERTED HERE BEFORE 2 COLUMNS]

1. INTRODUCTION (HEADING 1)

The quick, brown fox jumps over the lazy dog. The quick, brown fox jumps over the lazy dog (_NTR_Body_Text).

PAPER SIZE: A4 size (210x297mm).

- **Number of pages: minimum 5 pages**
- **Page Setup:**
 - **Paper size:** A4 (210x297mm).
 - **Margins:**
 - Top: 0.9 cm
 - Bottom: 1.5 cm
 - Left: 1.1 cm
 - Right: 1.1 cm
 - Gutter: 0 cm
 - Gutter position: Left
 - **Layout:**
 - From Edge
 - Header: 0.8 cm
 - Footer: 0.7 cm
 - **Format Columns:**
 - Number of columns: 2
 - Width and Spacing:
 - Width: 9 cm
 - Spacing: 0.8 cm

Please DO NOT use empty lines to arrange the text at the end of a page. Use Section breaks instead (continuous).

The styles used in this document are presented in text in parentheses. The allowed styles are:

- **_NTR_Title** – must be used only for the title of the paper. Allowed formatting: NONE.

- **_NTR_Authors** – must be used for the author names. Allowed formatting: NONE.
- **_NTR_Affiliation&Contact** – must be used for institution addresses and email addresses. Allowed formatting: NONE.
- **_NTR_Abstract_keywords** – must be used for writing the abstract and the keywords. Allowed formatting: bold, italic, bold & italic.
- **Heading 1, Heading 2 and Heading 3** – must be used in 1st, 2nd and 3rd level headings. These styles will automatically number the sections of the document. Allowed formatting: NONE.
- **_NTR_Body_Text** – can be used in: Body text of the paper. Allowed formatting: bold, italic, bold & italic and underline.
- **_NTR_Equations** – must be used for equations (if any). In order to number an equation, please use the TAB character and enter the number between parentheses. Allowed formatting: NONE.
- **_NTR_Bullets** – can be used for bulleted lists. Allowed formatting: bold, italic, bold & italic and underline.
- **_NTR_Numbers1** – can be used for numbered lists. Allowed formatting: bold, italic, bold & italic and underline.
- **_NTR_Numbers2** – can be used for numbered lists. Allowed formatting: bold, italic, bold & italic and underline.
- **_NTR_Figure** – must be used for figures and images. The images will be inserted inline with text and this style should be applied to them. Allowed formatting: NONE.
- **_NTR_Figure_Caption** – must be used for the figure caption. It will automatically number the figures in the document. Allowed formatting: NONE.

- `_NTR_Table_Caption` – must be used in table caption. It will automatically number the tables in the document. Allowed formatting: NONE.
- `_NTR_Table_Text` – must be used for the text inside the tables. Allowed formatting: bold, italic, bold & italic, align: left, center, right, justify.
- `_NTR_Table_Grid` – must be used for the table grid. This style will automatically bold the heading of the table.

1.1 Figure Example (Heading 2)

A small image example is presented in figure 1. You may insert an image inline with text if it is small.

Figures and tables must be included within the text rather than grouped at the end of the paper. Number these consecutively, such as Figure 1, Figure 2 or Table 1, Table 2, and so on. Table headings must be placed above tables, and figure captions placed underneath figures. Please make sure that figures are ok when converted to grayscale.

NOTE: When inserting pictures in the document, please no not insert them as bmp. Insert them only as jpg, jpeg or gif format and make sure their resolution is 600 dpi.

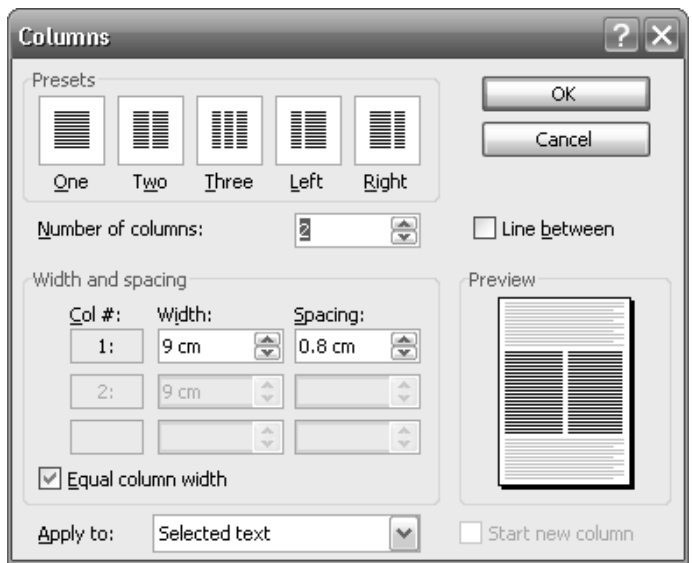


Figure 1. Columns setup

The quick, brown fox jumps over the lazy dog (`_NTR_Body_Text`).

1.1.1 Table example (Heading 3)

A small table example is presented below. The style of the content of the table is `_NTR_Table_Text`. You may align the text inside the table left, right, center and justify:

Table 1. The quick brown fox jumps over the lazy dog

Number	Fox	Dog
1	Quick	lazy
2	brown	white
3	Small	big

The quick, brown fox jumps over the lazy dog. The quick, brown fox jumps over the lazy dog. The quick, brown fox jumps over the lazy dog (`_NTR_Body_Text`). The quick, brown fox jumps over the lazy dog. The quick, brown fox jumps over the lazy dog. The quick, brown fox jumps over the lazy dog (`_NTR_Body_Text`).

The quick, brown fox jumps over the lazy dog (`_NTR_Body_Text`). The quick, brown fox jumps over the lazy dog (`_NTR_Body_Text`). The quick, brown fox jumps over the lazy dog (`_NTR_Body_Text`). The quick, brown fox jumps over the lazy dog (`_NTR_Body_Text`). The quick, brown fox jumps over the lazy dog (`_NTR_Body_Text`).

2. LARGE FIGURE EXAMPLE (HEADING 1)

A large image example is presented in figure 2. In order to insert a large image you may use one column format.

2.1 Equation Example (Heading 2)

The energy of the dog is presented in equation (1) and the speed of the quick fox in (2). Please use the TAB character in between the equation and the equation number.

$$E=mc^2 \tag{1}$$

$$S=mc \tag{2}$$

The quick, brown fox jumps over the lazy dog.

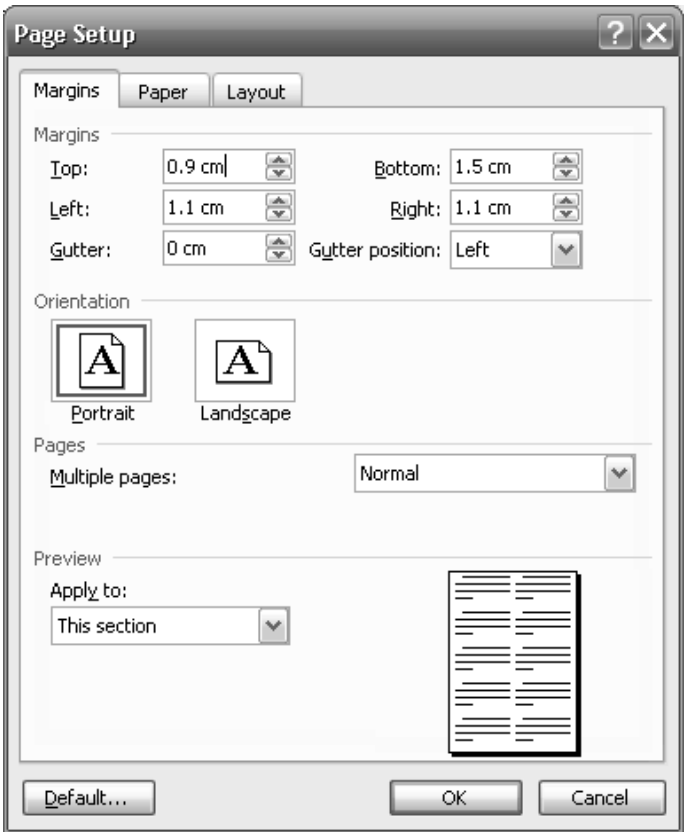


Figure 2. Page setup

The quick, brown fox jumps over the lazy dog. The quick, brown fox jumps over the lazy dog. The quick, brown fox jumps over the lazy dog.

(_NTR_Body_Text). The quick, brown fox jumps over the lazy dog (_NTR_Body_Text). The quick, brown fox jumps over the lazy dog

(_NTR_Body_Text). [SECTION BREAK
INSERTED HERE BEFORE LARGE PICTURE]



Figure 3. Large figure example [SECTION BREAK INSERTED HERE AFTER LARGE FIGURE]

The quick, brown fox jumps over the lazy dog. The quick, brown fox jumps over the lazy dog. The quick, brown fox jumps over the lazy dog (_NTR_Body_Text). The quick, brown fox jumps over the lazy dog. The quick, brown fox jumps over the lazy dog. The quick, brown fox jumps over the lazy dog (_NTR_Body_Text).

The quick, brown fox jumps over the lazy dog. The quick, brown fox jumps over the lazy dog.

The quick, brown fox jumps over the lazy dog (_NTR_Body_Text). The quick, brown fox jumps over the lazy dog. The quick, brown fox jumps over the lazy dog. The quick, brown fox jumps over the lazy dog (_NTR_Body_Text).

2.2 Large Table Example (Heading 2)

A large table example is presented in table 2. In order to insert a large table you may use one column format. Please use _NTR_Table_Caption style for table description above table and NTR_Table_Text style inside the table.

The quick, brown fox jumps over the lazy dog. The quick, brown fox jumps over the lazy dog. The quick, brown fox jumps over the lazy dog (_NTR_Body_Text).

The quick, brown fox jumps over the lazy dog. The quick, brown fox jumps over the lazy dog. The quick, brown fox jumps over the lazy dog (_NTR_Body_Text).

The quick, brown fox jumps over the lazy dog. The quick, brown fox jumps over the lazy dog. The quick,

brown fox jumps over the lazy dog (_NTR_Body_Text).

The quick, brown fox jumps over the lazy dog. The quick, brown fox jumps over the lazy dog. The quick, brown fox jumps over the lazy dog (_NTR_Body_Text).

The quick, brown fox jumps over the lazy dog. The quick, brown fox jumps over the lazy dog. The quick, brown fox jumps over the lazy dog (_NTR_Body_Text).

The quick, brown fox jumps over the lazy dog. The quick, brown fox jumps over the lazy dog. The quick, brown fox jumps over the lazy dog (_NTR_Body_Text).

The quick, brown fox jumps over the lazy dog. The quick, brown fox jumps over the lazy dog. The quick, brown fox jumps over the lazy dog (_NTR_Body_Text).

The quick, brown fox jumps over the lazy dog. The quick, brown fox jumps over the lazy dog. The quick, brown fox jumps over the lazy dog (_NTR_Body_Text). The quick, brown fox jumps over the lazy dog. The quick, brown fox jumps over the lazy dog. The quick, brown fox jumps over the lazy dog (_NTR_Body_Text).The quick, brown fox jumps over the lazy dog.

The quick, brown fox jumps over the lazy dog. The quick, brown fox jumps over the lazy dog (_NTR_Body_Text). [SECTION BREAK
INSERTED HERE BEFORE LARGE TABLE]

Table 2. The quick brown fox jumps over the lazy dog

Number	Fox	Dog
1	Quick	Lazy
2	Brown	White
3	Small	Big

[SECTION BREAK INSERTED HERE BEFORE
LARGE TABLE]

3. LIST EXAMPLES (HEADING 1)

3.1 Bullets (Heading 2)

Below is an example of a bulleted list:

- The (_NTR_Bullets) not indented;
- Quick (_NTR_Bullets) not indented;
- Brown (_NTR_Bullets) not indented;
- Fox (_NTR_Bullets) indented once;
 - Jumps (_NTR_Bullets) indented twice;
 - Over (_NTR_Bullets) indented three times;
 - The (_NTR_Bullets) indented three times;
 - Lazy (_NTR_Bullets) indented twice;
 - Dog (_NTR_Bullets) indented twice.

3.2 Numbered List 1 (Heading 2)

Below is an example of a numbered list:

1. The (_NTR_Numbers1) not indented;
2. Quick (_NTR_Numbers1) not indented;
 - 2.1 Brown (_NTR_Numbers1) indented once;
 - 2.1.1 Fox (_NTR_Numbers1) indented twice;
3. Jumps over the (_NTR_Numbers1) not indented;
 - 3.1 Lazy (_NTR_Numbers1) indented once;
 - 3.2 Dog (_NTR_Numbers1) indented once;

3.3 Numbered List 2 (Heading 2)

Below is an example of another numbered list:

- a) The (_NTR_Numbers2) not indented;
- b) Quick (_NTR_Numbers2) not indented;
 - b.1) Brown (_NTR_Numbers2) indented once;
 - b.1.1) Fox (_NTR_Numbers2) indented twice;
- c) Jumps over the (_NTR_Numbers2) not indented;
 - c.1) Lazy (_NTR_Numbers2) indented once;
 - c.2) Dog (_NTR_Numbers2) indented once;
- d) The quick fox jumps over the lazy dog.
- e) The quick fox jumps over the lazy dog.

The quick, brown fox jumps over the lazy dog. The quick, brown fox jumps over the lazy dog.

The quick, brown fox jumps over the lazy dog. The quick, brown fox jumps over the lazy dog. The quick, brown fox jumps over the lazy dog (_NTR_Body_Text).The quick, brown fox jumps over the lazy dog. The quick, brown fox jumps over the lazy dog. The quick, brown fox jumps over the lazy dog (_NTR_Body_Text).

The quick, brown fox jumps over the lazy dog. The quick, brown fox jumps over the lazy dog. The quick, brown fox jumps over the lazy dog

(_NTR_Body_Text).The quick, brown fox jumps over the lazy dog.

The quick, brown fox jumps over the lazy dog. The quick, brown fox jumps over the lazy dog. The quick, brown fox jumps over the lazy dog (_NTR_Body_Text).The quick, brown fox jumps over the lazy dog.

The quick, brown fox jumps over the lazy dog. The quick, brown fox jumps over the lazy dog. The quick, brown fox jumps over the lazy dog (_NTR_Body_Text).The quick, brown fox jumps over the lazy dog.

The quick, brown fox jumps over the lazy dog. The quick, brown fox jumps over the lazy dog. The quick, brown fox jumps over the lazy dog (_NTR_Body_Text).The quick, brown fox jumps over the lazy dog.

4. ACKNOWLEDGEMENTS (HEADING 1)

You may insert acknowledgements in the paper if necessary before the references section.

5. REFERENCES (HEADING 1)

List and number all references at the end of the paper, as shown below. You must use the _NTR_References style in order to achieve that. Refer to them in the text with a corresponding bracketed reference number like this: [1].

Please insert a section break (menu: Insert->Break->Continuous), so as to balance the length of the columns on the last page if necessary.

Arrange references as follows:

1. Name, Sure-name., Name, Sure-name., *Title of the book*, 5th edition, Editors eds., City, State, (2009).
2. Fox, T.Q., Dog, T.L., *The quick brown fox jumps over the lazy dog*, 5th edition, Animals eds., The Forest, (2009).
3. Name, Sure-name., Name, Sure-name., Name, Sure-name., Title of the article, *Publication Name*, Vol.5, No.3, pp. 34 -41, (2009).
4. Bear, B., Wolf, A.K., Chasing in the woods, *Forest stories*, Vol.5, No.3, pp. 34 -41, (2009).
5. Name, Sure-name., Name, Sure-name., Title of the proceedings, *Name of the conference*, Vol. II, pp. 191-199, City, State, (2009).
6. Cat, A.-S., Mice, M.O., Cheese, G., Night behaviours, *6th International Conference on the Management of Behavioural Changes*, Vol. II, pp. 191-199, City, State, (2009).

[SECTION BREAK CONTINUOUS INSERTED HERE]

